




Club Health Assessment for District 60 A through March 2025

|  | | | Status | Membership | | | | | | | Reports | | | | | Finance | | LCIF |
|--|----------------------|--------------|---|-----------------------------|-------------------|---------------------|---|-----------------|----------------------------|--|-------------------------------------|------------------------------------|------------------------|---|---------------------------------------|--|-----------------------------------|------|
| Club Number | Club Name | Charter Date | | Current Member Count | YTD Members Added | YTD Members Dropped | YTD Net Growth | YTD Net Growth% | Member Count 12 Months Ago | Avg. length of service for dropped members | Months Since Last MMR *** | Yrs. Since Last Officer Report | President Rotation | Vice President Reported **** | Months Since Last Activity Report *** | Account Balance | Donations for current Fiscal Year | |
| | | | Number of times on status quo within last two years | If below 15 members appears | | | If net loss is greater than 20% appears | | | | If no report in 3 months appears in | When more than one year appears in | Number of repeat terms | Notes the officers that do not have an active | | If no report at 12 months appears in red | | |
| Clubs more than two years old | | | | | | | | | | | | | | | | | | |
| 18060 | ARIMA | 05/24/1967 | Active | 26 | 1 | 1 | 0 | 0.00% | 20 | 7 | 0 | | | N | 2 | | \$1,870.00 | |
| Exc Award (06/30/2017, 06/30/2021, 06/30/2024) | | | | | | | | | | | | | | | | | | |
| 53562 | ARIMA SANTA ROSA | 08/06/1992 | Active | 35 | 0 | 0 | 0 | 0.00% | 35 | | 2 | | | N | 1 | | \$1,520.00 | |
| Exc Award (06/30/2017, 06/30/2021, 06/30/2024) | | | | | | | | | | | | | | | | | | |
| 59652 | BARTICA | 06/16/1997 | Active | 36 | 0 | 0 | 0 | 0.00% | 37 | | 3 | | | N | M,VP | 5 | 90+ Days \$100.00 | |
| 18037 | BEL AIR | 01/21/1974 | Active | 52 | 0 | 13 | -13 | -20.00% | 65 | 7 | 3 | | | N | T | 0 | \$575.00 | |
| Exc Award (06/30/2021, 06/30/2022, 06/30/2024) | | | | | | | | | | | | | | | | | | |
| 18040 | CENTRAL DEMERARA L C | 02/05/1968 | Active | 33 | 1 | 2 | -1 | -2.94% | 29 | 2 | 1 | | | R | | 2 | \$490.00 | |
| Exc Award (06/30/2021, 06/30/2024) | | | | | | | | | | | | | | | | | | |
| 49643 | CHAGUANAS | 06/20/1989 | Active | 15 | 1 | 0 | 1 | 7.14% | 21 | | 7 | | | N | M | 0 | \$320.00 | |
| Exc Award (06/30/2023) | | | | | | | | | | | | | | | | | | |
| 33345 | COMMEWYNE | 02/18/1977 | Active | 33 | 3 | 0 | 3 | 10.00% | 30 | | 2 | | | N | SC | 1 | \$8,840.00 | |
| Exc Award (06/30/2020, 06/30/2024) | | | | | | | | | | | | | | | | | | |
| 18041 | CORRIVERTON | 04/05/1963 | Active(1) | 7 | 0 | 0 | 0 | 0.00% | 7 | | 12 | 1 | None | | P,S,T,M,VP SC T | 24+ | 90+ Days | |
| 50707 | COUVA | 06/15/1990 | Active | 25 | 0 | 2 | -2 | -7.41% | 27 | 3 | 2 | | 2 | N | | 0 | 90+ Days \$100.00 | |
| Exc Award (06/30/2021, 06/30/2022) | | | | | | | | | | | | | | | | | | |
| 131515 | D'Abadie | 06/27/2017 | Active | 15 | 0 | 1 | -1 | -6.25% | 15 | 8 | 3 | | 2 | N | | 1 | \$1,195.00 | |
| Exc Award (06/30/2021, 06/30/2024) | | | | | | | | | | | | | | | | | | |
| 82702 | DEMERARA LIONESS | 06/24/2004 | Active | 51 | 0 | 0 | 0 | 0.00% | 54 | | 4 | | | R | | 3 | \$250.00 | |
| Exc Award (06/30/2020, 06/30/2023) | | | | | | | | | | | | | | | | | | |
| 110324 | DIAMOND GROVE | 02/07/2011 | Active | 26 | 0 | 0 | 0 | 0.00% | 26 | | 5 | | | N | | 3 | 90+ Days \$1,530.00 | |
| Exc Award (06/30/2020, 06/30/2024) | | | | | | | | | | | | | | | | | | |
| 18055 | DIEGO MARTIN WEST | 06/08/1973 | Active | 36 | 0 | 0 | 0 | 0.00% | 38 | | 5 | | | N | | 0 | \$1,390.00 | |
| Exc Award (06/30/2017, 06/30/2020, 06/30/2024) | | | | | | | | | | | | | | | | | | |
| 35767 | EAST CANJE | 06/22/1978 | Active | 10 | 0 | 0 | 0 | 0.00% | 10 | | 4 | | | N | T,M,VP,SC | 4 | 90+ Days | |
| 18042 | EAST DEMERARA L C | 01/13/1971 | Active | 25 | 2 | 1 | 1 | 4.17% | 24 | 0 | 2 | | 2 | N | P,VP | 0 | \$50.00 | |
| Exc Award (06/30/2023) | | | | | | | | | | | | | | | | | | |




Club Health Assessment for District 60 A through March 2025

| | | | Status | Membership | | | | | | | Reports | | | | | Finance | | LCIF |
|-------------|--|--------------|---|-----------------------------|-------------------|---------------------|----------------|---|----------------------------|--|-------------------------------------|------------------------------------|------------------------|---|--|-----------------|-----------------------------------|------|
| Club Number | Club Name | Charter Date | | Current Member Count | YTD Members Added | YTD Members Dropped | YTD Net Growth | YTD Net Growth% | Member Count 12 Months Ago | Avg. length of service for dropped members | Months Since Last MMR *** | Yrs. Since Last Officer Report | President Rotation | Vice President Reported **** | Months Since Last Activity Report *** | Account Balance | Donations for current Fiscal Year | |
| | | | Number of times on status quo within last two years | If below 15 members appears | | | | If net loss is greater than 20% appears | | | If no report in 3 months appears in | When more than one year appears in | Number of repeat terms | Notes the officers that do not have an active | If no report at 12 months appears in red | | | |
| 121791 | El Dorado East | 05/27/2014 | Active | 22 | 8 | 2 | 6 | 37.50% | 16 | 4 | 0 | | | N | 3 | | \$2,000.00 | |
| 52095 | ESSEQUIBO COAST ESSEQUIBO RIVE Exc Award (06/30/2024) | 10/23/1991 | Active | 22 | 5 | 2 | 3 | 15.79% | 18 | 5 | 0 | | | N | 0 | | \$100.00 | |
| 18044 | GEORGETOWN Exc Award (06/30/2020, 06/30/2021, 06/30/2022) | 08/23/1960 | Active | 43 | 0 | 0 | 0 | 0.00% | 40 | | 8 | | | R | 0 | | \$480.00 | |
| 55119 | GEORGETOWN D'URBAN PARK Exc Award (06/30/2017, 06/30/2020, 06/30/2022) | 12/14/1993 | Active | 100 | 0 | 0 | 0 | 0.00% | 99 | | 1 | | | N | 0 | | \$6,240.00 | |
| 66720 | GEORGETOWN STABROEK Exc Award (06/30/2021, 06/30/2024) | 10/24/2002 | Active | 31 | 0 | 0 | 0 | 0.00% | 29 | | 7 | | | N | 3 | 90+ Days | \$50.00 | |
| 60088 | KWAKWANI UPPER RIO BERBICE | 11/12/1997 | Active(1) | 16 | 0 | 0 | 0 | 0.00% | 16 | | 5 | | 2 | R | VP | 5 | 90+ Days | |
| 52422 | KWATTA Exc Award (06/30/2016, 06/30/2020, 06/30/2022) | 01/22/1992 | Active | 30 | 0 | 0 | 0 | 0.00% | 26 | | 5 | | 2 | | M,VP,SC | 6 | 90+ Days | |
| 37589 | MAYARO Exc Award (06/30/2020, 06/30/2022, 06/30/2024) | 10/15/1979 | Active | 26 | 0 | 0 | 0 | 0.00% | 23 | | 6 | | | N | 0 | | \$420.00 | |
| 18038 | NEW AMSTERDAM Exc Award (06/30/2021, 06/30/2024) | 10/23/1961 | Active | 24 | 7 | 2 | 5 | 26.32% | 16 | 7 | 1 | | | | VP,SC | 4 | \$505.00 | |
| 18050 | NIEUW NICKERIE | 09/04/1960 | Active(1) | 21 | 0 | 0 | 0 | 0.00% | 21 | | 6 | | 3 | R | VP,SC | 2 | 90+ Days | |
| 18054 | PARA Exc Award (06/30/2023) | 08/15/1960 | Active | 32 | 3 | 1 | 2 | 6.67% | 30 | 9 | 0 | | 2 | N | 3 | | \$450.00 | |
| 18051 | PARAMARIBO CENTRAL Exc Award (06/30/2021, 06/30/2024) | 05/08/1957 | Active | 29 | 2 | 0 | 2 | 7.41% | 27 | | 3 | | | N | 1 | | \$1,400.00 | |
| 130705 | Paramaribo East Exc Award (06/30/2020, 06/30/2022, 06/30/2024) | 04/20/2017 | Active | 31 | 1 | 4 | -3 | -8.82% | 34 | 5 | 1 | | 2 | N | 1 | 90+ Days | \$800.00 | |
| 53717 | PARAMARIBO FELICE Exc Award (06/30/2021) | 09/30/1992 | Active | 24 | 1 | 3 | -2 | -7.69% | 28 | 2 | 3 | | | R | 0 | 90+ Days | | |
| 135990 | Paramaribo Focus | 07/23/2018 | Active | 20 | 2 | 0 | 2 | 11.11% | 18 | | 5 | | | N | 5 | | \$50.00 | |
| 18052 | PARAMARIBO NORTH Exc Award (06/30/2019, 06/30/2020, 06/30/2022) | 08/31/1960 | Active | 30 | 4 | 2 | 2 | 7.14% | 27 | 23 | 2 | | | N | 3 | 90+ Days | \$150.00 | |



Club Health Assessment for District 60 A through March 2025

|  | | | Status | Membership | | | | | | | Reports | | | | | Finance | | LCIF |
|--|--------------------------------|--------------|---|-----------------------------|-------------------|---------------------|----------------|---|----------------------------|--|-------------------------------------|------------------------------------|------------------------|---|--|-----------------|-----------------------------------|------------|
| Club Number | Club Name | Charter Date | | Current Member Count | YTD Members Added | YTD Members Dropped | YTD Net Growth | YTD Net Growth% | Member Count 12 Months Ago | Avg. length of service for dropped members | Months Since Last MMR *** | Yrs. Since Last Officer Report | President Rotation | Vice President Reported **** | Months Since Last Activity Report *** | Account Balance | Donations for current Fiscal Year | |
| | | | Number of times on status quo within last two years | If below 15 members appears | | | | If net loss is greater than 20% appears | | | If no report in 3 months appears in | When more than one year appears in | Number of repeat terms | Notes the officers that do not have an active | If no report at 12 months appears in red | | | |
| 18053 | PARAMARIBO SOUTH | 03/25/1970 | Active(1) | 29 | 2 | 1 | 1 | 3.57% | 28 | 28 | 1 | | | N | 2 | 90+ Days | \$700.00 | |
| 30601 | PARAMARIBO WEST | 04/10/1975 | Active(1) | 31 | 5 | 0 | 5 | 19.23% | 25 | | 2 | | | N | M | 3 | \$2,405.00 | |
| Exc Award (06/30/2021) | | | | | | | | | | | | | | | | | | |
| 53619 | PARAMARIBO READY | 08/15/1992 | Active | 29 | 0 | 0 | 0 | 0.00% | 25 | | 4 | | | N | | 0 | \$103.60 | |
| Exc Award (06/30/2017, 06/30/2021) | | | | | | | | | | | | | | | | | | |
| 45900 | PARAMARIBO-WANICA PARWANI | 03/17/1986 | Active | 48 | 2 | 8 | -6 | -11.11% | 53 | 7 | 0 | | | N | | 7 | \$3,390.00 | |
| Exc Award (06/30/2018, 06/30/2020, 06/30/2021) | | | | | | | | | | | | | | | | | | |
| 18061 | PORT OF SPAIN CENTRAL | 05/22/1962 | Active | 35 | 3 | 0 | 3 | 9.38% | 34 | | 1 | | | N | | 0 | \$290.00 | |
| Exc Award (06/30/2017, 06/30/2020) | | | | | | | | | | | | | | | | | | |
| 33859 | PORT OF SPAIN EAST | 05/23/1977 | Active | 28 | 3 | 0 | 3 | 12.00% | 25 | | 7 | | 2 | N | | 0 | 90+ Days | \$350.00 |
| Exc Award (06/30/2020, 06/30/2021) | | | | | | | | | | | | | | | | | | |
| 32370 | PORT OF SPAIN NORTH | 06/08/1976 | Active | 47 | 0 | 0 | 0 | 0.00% | 54 | | 8 | | | N | M | 0 | \$2,530.00 | |
| Exc Award (06/30/2020, 06/30/2021, 06/30/2022) | | | | | | | | | | | | | | | | | | |
| 53475 | PORT OF SPAIN SUCCESS LAVENTIL | 07/01/1992 | Active | 33 | 1 | 6 | -5 | -13.16% | 41 | 5 | 3 | | | R | | 0 | \$1,002.00 | |
| Exc Award (06/30/2021, 06/30/2022, 06/30/2023) | | | | | | | | | | | | | | | | | | |
| 133977 | Princes Town Central | 03/13/2018 | Active | 27 | 1 | 2 | -1 | -3.57% | 17 | 4 | 0 | | 2 | N | | 0 | \$70.00 | |
| Exc Award (06/30/2021) | | | | | | | | | | | | | | | | | | |
| 18046 | RUIMVELDT L C | 12/12/1973 | Active | 35 | 1 | 4 | -3 | -7.89% | 39 | 23 | 0 | | | N | VP | 2 | 90+ Days | \$1,164.00 |
| Exc Award (06/30/2020, 06/30/2023) | | | | | | | | | | | | | | | | | | |
| 18062 | SAN FERNANDO | 06/28/1964 | Active | 35 | 2 | 1 | 1 | 2.94% | 36 | 40 | 2 | | | N | | 0 | \$912.00 | |
| Exc Award (06/30/2020, 06/30/2021) | | | | | | | | | | | | | | | | | | |
| 53620 | SAN FERNANDO LES EFFORTS | 08/04/1992 | Active | 27 | 2 | 2 | 0 | 0.00% | 26 | 21 | 4 | | | | M,VP | 0 | 90+ Days | |
| Exc Award (06/30/2016, 06/30/2017, 06/30/2021) | | | | | | | | | | | | | | | | | | |
| 40245 | SAN JUAN BARATARIA | 07/10/1981 | Active | 22 | 0 | 0 | 0 | 0.00% | 23 | | 5 | | 2 | | M,VP | 0 | | |
| Exc Award (06/30/2020, 06/30/2022) | | | | | | | | | | | | | | | | | | |
| 42554 | SANGRE GRANDE | 04/27/1983 | Active | 18 | 0 | 4 | -4 | -18.18% | 20 | 15 | 8 | | | N | | 3 | \$260.00 | |
| Exc Award (06/30/2024) | | | | | | | | | | | | | | | | | | |
| 46544 | SANTA CRUZ | 09/24/1986 | Active | 18 | 3 | 0 | 3 | 20.00% | 15 | | 1 | | 2 | N | | 1 | \$450.00 | |



Club Health Assessment for District 60 A through March 2025

| | | | Status | | Membership | | | | | | Reports | | | | | Finance | | LCIF | | |
|--|----------------------|---------------------------|---|-----------------------------|-------------------|---------------------|----------------|---|----------------------------|--|--------------------------------------|------------------------------------|----------------------------------|----------------------------------|---|--|-----------------------------------|----------------------------|----------------------------------|--|
| Club Number | Club Name | Charter Date | | Current Member Count | YTD Members Added | YTD Members Dropped | YTD Net Growth | YTD Net Growth% | Member Count 12 Months Ago | Avg. length of service for dropped members | Months Since Last MMR *** | Yrs. Since Last Officer Report | President Rotation | Vice President Reported **** | Months Since Last Activity Report *** | Account Balance | Donations for current Fiscal Year | | | |
| | | | Number of times on status quo within last two years | If below 15 members appears | | | | If net loss is greater than 20% appears | | | If no report in 3 months appears in | When more than one year appears in | Number of repeat terms | | Notes the officers that do not have an active | If no report at 12 months appears in red | | | | |
| 56328 | SCARBOROUGH UPPER | 12/14/1994 | Active | 29 | 4 | 0 | 4 | 16.00% | 25 | | 7 | | | N | S,SC | 0 | \$1,530.30 | | | |
| 39360 | SEAFRONT L C | 01/30/1981 | Active | 31 | 0 | 2 | -2 | -6.06% | 38 | 2 | 5 | | | N | | 0 | \$150.00 | | | |
| Exc Award (06/30/2021, 06/30/2022, 06/30/2023) | | | | | | | | | | | | | | | | | | | | |
| 33344 | SOUTH GEORGETOWN L C | 02/25/1977 | Active(1) | 26 | 0 | 0 | 0 | 0.00% | 28 | | 6 | | | N | | 4 | 90+ Days \$127.00 | | | |
| Exc Award (06/30/2023) | | | | | | | | | | | | | | | | | | | | |
| 18057 | ST PATRICK EAST | 07/20/1968 | Active | 27 | 2 | 0 | 2 | 8.00% | 25 | | 2 | | | N | VP | 0 | 90+ Days | | | |
| Exc Award (06/30/2023) | | | | | | | | | | | | | | | | | | | | |
| 51067 | TRINCITY | 11/14/1990 | Active | 31 | 4 | 5 | -1 | -3.13% | 32 | 17 | 0 | | | N | | 3 | 90+ Days \$70.00 | | | |
| Exc Award (06/30/2021) | | | | | | | | | | | | | | | | | | | | |
| 18059 | TRINIDAD CENTRAL L C | 03/04/1966 | Active | 18 | 0 | 0 | 0 | 0.00% | 18 | | 10 | | | N | | 0 | \$500.00 | | | |
| Exc Award (06/30/2023) | | | | | | | | | | | | | | | | | | | | |
| 53048 | TUNAPUNA | 05/01/1992 | Active | 24 | 1 | 2 | -1 | -4.00% | 25 | 24 | 8 | | 2 | N | | 4 | \$420.00 | | | |
| Exc Award (06/30/2017, 06/30/2021, 06/30/2023) | | | | | | | | | | | | | | | | | | | | |
| 134578 | Wanica | 04/30/2018 | Active | 21 | 0 | 1 | -1 | -4.55% | 20 | 7 | 2 | | | R | M,SC | 0 | \$1,375.00 | | | |
| Exc Award (06/30/2023, 06/30/2024) | | | | | | | | | | | | | | | | | | | | |
| 18048 | WEST DEMERARA L C | 06/15/1970 | Active(1) | 22 | 2 | 0 | 2 | 10.00% | 20 | | 0 | | | N | VP | 4 | 90+ Days \$209.00 | | | |
| | | | | | | | | | | | | | | | | | | | | |
| Current Total Clubs Count | YTD New Clubs Count | YTD Cancelled Clubs Count | YTD Net Club Gain | Current Total Members Count | YTD Add | YTD Drop | YTD Net Growth | YTD Net Growth % | Member Count 12 Months Ago | Average Member Count Per Club | % of Clubs with less than 20 members | % No MMR in 3 Months | % No Officer Report in 12 Months | % of Clubs with balance 90+ days | Number of Clubs in Status Quo | % Status Quo Clubs in Financial Suspension | Number of Cancelled Clubs | Average Cancelled Club Age | Members Lost Due to Cancellation | % of Clubs Cancelled for Non-Financial Reasons |
| 55 | 0 | 0 | 0 | 1,617 | 79 | 74 | 5 | 0.31% | 1,598 | 29 | 15% | 55% | 2% | 36% | 0 | 0% | 0 | 0 | 0 | 0% |

* - P - Priority Club. Cancellation Reasons: 1-Objectives/conduct, 2-Non-active club, 5-Non-existing club, 6-Disbanding, 7-Merger, 8-Financial Suspension, 9-District/Multiple District Dues.

** - Abbreviation: P-President, S-Secretary, T-Treasurer, M-Member Chairperson, VP-First Vice President, MC-Communications Chairperson, SC-Service Chairperson

*** - Abbreviation: N/R - Never reported using the Lions Clubs website, N/A - Not applicable, No password registered for the Lions Clubs website.

**** - Abbreviation: N - New, IP - Immediate Past, R - Repeat.




Club Health Assessment for District 60 B through March 2025

| | | | Status | Membership | | | | | | | Reports | | | | | Finance | | LCIF |
|--|--------------------------------|--------------|---|-----------------------------|-------------------|---------------------|----------------|---|----------------------------|--|-------------------------------------|------------------------------------|------------------------|---|---------------------------------------|-----------------|-----------------------------------|------|
| Club Number | Club Name | Charter Date | | Current Member Count | YTD Members Added | YTD Members Dropped | YTD Net Growth | YTD Net Growth% | Member Count 12 Months Ago | Avg. length of service for dropped members | Months Since Last MMR *** | Yrs. Since Last Officer Report | President Rotation | Vice President Reported **** | Months Since Last Activity Report *** | Account Balance | Donations for current Fiscal Year | |
| | | | Number of times on status quo within last two years | If below 15 members appears | | | | If net loss is greater than 20% appears | | | If no report in 3 months appears in | When more than one year appears in | Number of repeat terms | Notes the officers that do not have an active | If no report at 12 months red | | | |
| Clubs more than two years old | | | | | | | | | | | | | | | | | | |
| 40639 | ANGUILLA | 12/01/1981 | Active | 19 | 0 | 0 | 0 | 0.00% | 22 | | 0 | | | N | SC | 0 | \$470.00 | |
| 18070 | ANTIGUA L C | 10/14/1968 | Active | 71 | 3 | 8 | -5 | -6.58% | 77 | 11 | 0 | | | N | T,M | 0 | \$1,970.00 | |
| Exc Award (06/30/2017, 06/30/2018) | | | | | | | | | | | | | | | | | | |
| 37064 | BARBADOS CENTRAL L C | 05/15/1979 | Active | 42 | 2 | 0 | 2 | 5.00% | 43 | | 0 | | 2 | N | | 1 | 90+ Days | |
| Exc Award (06/30/2018, 06/30/2022) | | | | | | | | | | | | | | | | | | |
| 48106 | BARBADOS EAST | 02/04/1988 | Active | 33 | 3 | 2 | 1 | 3.13% | 32 | 36 | 0 | | | N | | 0 | \$150.00 | |
| Exc Award (06/30/2024) | | | | | | | | | | | | | | | | | | |
| 28109 | BARBADOS NORTH | 03/11/1974 | Active | 34 | 1 | 2 | -1 | -2.86% | 35 | 5 | 0 | | | N | | 1 | | |
| 150357 | Barbados Roaring Virtual | 04/07/2022 | Active | 42 | 7 | 0 | 7 | 20.00% | 35 | | 4 | | | IP | | 1 | \$130.00 | |
| 31353 | BARBADOS SOUTH | 11/05/1975 | Active | 31 | 0 | 1 | -1 | -3.13% | 34 | 4 | 6 | | | | VP | 1 | | |
| 18063 | BRIDGETOWN | 09/28/1961 | Active | 48 | 0 | 5 | -5 | -9.43% | 56 | 10 | 0 | | | N | | 0 | \$7,135.00 | |
| Exc Award (06/30/2017, 06/30/2022) | | | | | | | | | | | | | | | | | | |
| 18069 | CASTRIES L C | 06/24/1967 | Active | 30 | 0 | 0 | 0 | 0.00% | 30 | | 3 | | | N | | 0 | | |
| Exc Award (06/30/2021) | | | | | | | | | | | | | | | | | | |
| 45373 | CAYMAN BRAC | 09/10/1985 | Active | 36 | 0 | 0 | 0 | 0.00% | 37 | | 9 | | | N | | 3 | \$2,100.00 | |
| Exc Award (06/30/2022, 06/30/2023, 06/30/20) | | | | | | | | | | | | | | | | | | |
| 14371 | CHARLOTTE AMALIE ST THOMAS L C | 02/23/1967 | Active | 42 | 4 | 2 | 2 | 5.00% | 40 | 37 | 1 | | 2 | N | | 1 | \$2,150.00 | |
| 53845 | CHRIST CHURCH WEST | 11/25/1992 | Active | 18 | 0 | 2 | -2 | -10.00% | 21 | 9 | 8 | | | N | | 4 | | |
| Exc Award (06/30/2020, 06/30/2022, 06/30/20) | | | | | | | | | | | | | | | | | | |
| 18032 | CLARENDON | 10/27/1970 | Active | 43 | 0 | 3 | -3 | -6.52% | 47 | 24 | 1 | | 2 | N | | 5 | 90+ Days | |
| 18068 | DOMINICA L C | 03/15/1968 | Active | 25 | 1 | 1 | 0 | 0.00% | 27 | 41 | 0 | | | N | VP | 0 | \$130.00 | |
| Exc Award (06/30/2022) | | | | | | | | | | | | | | | | | | |
| 55873 | FREDERIKSTED TWIN CITY | 06/23/1994 | Active | 18 | 0 | 0 | 0 | 0.00% | 18 | | 0 | | | N | SC | 3 | \$50.00 | |
| 18031 | GRAND CAYMAN | 10/06/1972 | Active | 106 | 2 | 1 | 1 | 0.95% | 106 | 8 | 0 | | | N | | 0 | \$26,113.14 | |
| Exc Award (06/30/2017, 06/30/2023, 06/30/20) | | | | | | | | | | | | | | | | | | |
| 54355 | GRAND CAYMAN TROPICAL GARDENS | 04/16/1993 | Active | 68 | 9 | 1 | 8 | 13.33% | 57 | 1 | 0 | | | N | | 0 | \$15,024.61 | |



Club Health Assessment for District 60 B through March 2025

|  | | | Status | Membership | | | | | | | Reports | | | | | Finance | LCIF |
|--|-----------------------|--------------|---|-----------------------------|-------------------|---------------------|---|-----------------|----------------------------|--|---------------------------|---|------------------------|---|--|-----------------|-----------------------------------|
| Club Number | Club Name | Charter Date | | Current Member Count | YTD Members Added | YTD Members Dropped | YTD Net Growth | YTD Net Growth% | Member Count 12 Months Ago | Avg. length of service for dropped members | Months Since Last MMR *** | Yrs. Since Last Officer Report | President Rotation | Vice President Reported **** | Months Since Last Activity Report *** | Account Balance | Donations for current Fiscal Year |
| | | | Number of times on status quo within last two years | If below 15 members appears | | | If net loss is greater than 20% appears | | | If no report in 3 months appears in | | When more than one year repeat appears in | Number of repeat terms | Notes the officers that do not have an active red | If no report at 12 months appears in red | | |
| Exc Award (06/30/2017, 06/30/2021, 06/30/2022) | | | | | | | | | | | | | | | | | |
| 52201 | GROS ISLET | 12/03/1991 | Active | 25 | 1 | 1 | 0 | 0.00% | 25 | 8 | 5 | | | N | VP | 0 | \$360.00 |
| 18033 | KINGSTON | 02/22/1965 | Active | 45 | 0 | 2 | -2 | -4.26% | 46 | 4 | 4 | | | N | | 1 | |
| Exc Award (06/30/2023) | | | | | | | | | | | | | | | | | |
| 51356 | KINGSTON DOWNTOWN | 02/26/1991 | Active | 29 | 1 | 0 | 1 | 3.57% | 30 | | 1 | | | N | | 2 | \$280.00 |
| Exc Award (06/30/2021, 06/30/2022, 06/30/2023) | | | | | | | | | | | | | | | | | |
| 55810 | KINGSTON MONA | 06/08/1994 | Active | 52 | 7 | 6 | 1 | 1.96% | 53 | 4 | 4 | | | N | | 0 | \$1,586.00 |
| Exc Award (06/30/2023) | | | | | | | | | | | | | | | | | |
| 52752 | KINGSTON NEW KINGSTON | 03/27/1992 | Active | 58 | 3 | 5 | -2 | -3.33% | 58 | 37 | 4 | | | N | | 0 | \$495.00 |
| Exc Award (06/30/2017, 06/30/2022, 06/30/2023) | | | | | | | | | | | | | | | | | |
| 53504 | KINGSTOWN-SVG L C | 07/20/1992 | Active | 38 | 0 | 1 | -1 | -2.56% | 35 | 13 | 1 | | 2 | R | | 1 | \$1,540.00 |
| 30535 | MANDEVILLE | 04/08/1975 | Active | 55 | 4 | 1 | 3 | 5.77% | 53 | 41 | 6 | | 2 | N | M | 3 | 90+ Days \$1,800.00 |
| 56644 | MICOUD | 03/13/1995 | Active | 17 | 0 | 0 | 0 | 0.00% | 18 | | 1 | | | N | | 0 | |
| 18034 | MONTEGO BAY | 09/11/1968 | Active | 25 | 1 | 1 | 0 | 0.00% | 28 | 13 | 3 | | | | VP,SC | 0 | \$50.00 |
| 18035 | NORTH ST CATHERINE | 04/15/1969 | Active(2) | 34 | 1 | 5 | -4 | -10.53% | 41 | 9 | 0 | | 2 | R | S,SC | 1 | 90+ Days \$360.00 |
| 29640 | OLD HARBOUR | 07/15/1974 | Active | 25 | 0 | 2 | -2 | -7.41% | 30 | 3 | 5 | | | | M,VP,SC | 5 | \$100.00 |
| 101854 | PORT ANTONIO | 04/16/2008 | Active | 27 | 6 | 1 | 5 | 22.73% | 22 | 0 | 3 | | | N | | 1 | \$300.00 |
| Exc Award (06/30/2022) | | | | | | | | | | | | | | | | | |
| 35587 | PORTMORE | 05/08/1978 | Active | 31 | 0 | 0 | 0 | 0.00% | 36 | | 1 | | | N | | 0 | \$50.00 |
| Exc Award (06/30/2016, 06/30/2018, 06/30/2022) | | | | | | | | | | | | | | | | | |
| 30163 | PORUS | 01/31/1975 | Active | 18 | 0 | 1 | -1 | -5.26% | 18 | 3 | 0 | | | | M,VP | 1 | |
| 34109 | SABA L C | 06/06/1977 | Active | 28 | 0 | 4 | -4 | -12.50% | 30 | 3 | 1 | | | N | | 0 | \$120.00 |
| Exc Award (06/30/2022, 06/30/2023) | | | | | | | | | | | | | | | | | |
| 18036 | SAVANNA-LA-MAR | 04/09/1973 | Active(2) | 12 | 1 | 1 | 0 | 0.00% | 12 | 4 | 4 | | | R | | 4 | 90+ Days |
| 52356 | SCOTLAND DISTRICT | 12/23/1991 | Active(1) | 29 | 1 | 3 | -2 | -6.45% | 31 | 11 | 0 | | | | S,VP | 6 | |
| Exc Award (06/30/2018, 06/30/2020, 06/30/2022) | | | | | | | | | | | | | | | | | |
| 15806 | SINT MAARTEN | 12/12/1970 | Active | 53 | 1 | 4 | -3 | -5.36% | 56 | 20 | 4 | | | N | | 1 | \$3,382.49 |
| Exc Award (06/30/2017, 06/30/2021, 06/30/2022) | | | | | | | | | | | | | | | | | |



Club Health Assessment for District 60 B through March 2025

| | | | Status | Membership | | | | | | | Reports | | | | | Finance | | LCIF |
|-------------|---|--------------|---|-----------------------------|-------------------|---------------------|----------------|---|----------------------------|--|-------------------------------------|------------------------------------|------------------------|---|--|-----------------|-----------------------------------|------------|
| Club Number | Club Name | Charter Date | | Current Member Count | YTD Members Added | YTD Members Dropped | YTD Net Growth | YTD Net Growth% | Member Count 12 Months Ago | Avg. length of service for dropped members | Months Since Last MMR *** | Yrs. Since Last Officer Report | President Rotation | Vice President Reported **** | Months Since Last Activity Report *** | Account Balance | Donations for current Fiscal Year | |
| | | | Number of times on status quo within last two years | If below 15 members appears | | | | If net loss is greater than 20% appears | | | If no report in 3 months appears in | When more than one year appears in | Number of repeat terms | Notes the officers that do not have an active | If no report at 12 months appears in red | | | |
| 43367 | SOUFRIERE PITONS Exc Award (06/30/2023) | 01/16/1984 | Active | 20 | 0 | 1 | -1 | -4.76% | 19 | 13 | 4 | | | N | SC | 0 | | \$50.00 |
| 57626 | SOUTH CENTRAL ST CATHERINE Exc Award (06/30/2023) | 12/11/1995 | Active(2) | 23 | 0 | 2 | -2 | -8.00% | 23 | 8 | 8 | | 2 | N | M | 5 | 90+ Days | |
| 30110 | SPANISH TOWN Exc Award (06/30/2024) | 01/14/1975 | Active | 23 | 0 | 5 | -5 | -17.86% | 28 | 7 | 0 | | | N | SC | 0 | | \$60.00 |
| 30731 | ST ANDREW Exc Award (06/30/2020, 06/30/2022, 06/30/2024) | 05/27/1975 | Active | 56 | 2 | 1 | 1 | 1.82% | 50 | 2 | 2 | | | N | | 0 | | \$720.00 |
| 52518 | ST ANDREW CENTRAL Exc Award (06/30/2016, 06/30/2018) | 02/12/1992 | Active | 43 | 5 | 1 | 4 | 10.26% | 45 | 19 | 2 | | | N | | 0 | | |
| 18065 | ST ANDREW'S | 08/25/1971 | Active(1) | 28 | 4 | 3 | 1 | 3.70% | 27 | 3 | 3 | | | R | | 7 | 90+ Days | \$110.00 |
| 53363 | ST CATHERINE CENTRAL | 06/19/1992 | Active | 15 | 0 | 0 | 0 | 0.00% | 17 | | 3 | | None | N | P | 6 | 90+ Days | |
| 14369 | ST CROIX L C | 11/01/1966 | Active | 15 | 0 | 1 | -1 | -6.25% | 16 | 46 | 1 | | | N | | 2 | | \$80.00 |
| 51668 | ST ELIZABETH SOUTH | 05/28/1991 | Status Quo(1) | 13 | 0 | 0 | 0 | 0.00% | 13 | | 13 | 1 | None | | P,S,T,M,VP SC | 8 | 90+ Days | |
| 36332 | ST EUSTATIUS ISLAND | 12/13/1978 | Active | 21 | 0 | 0 | 0 | 0.00% | 21 | | 10 | | 2 | R | M,SC | 4 | | \$1,000.00 |
| 18064 | ST GEORGE'S Exc Award (06/30/2018, 06/30/2022) | 04/03/1965 | Active | 39 | 10 | 2 | 8 | 25.81% | 33 | 32 | 4 | | | N | | 0 | 90+ Days | \$100.00 |
| 53533 | ST JAMES | 07/23/1992 | Active | 17 | 0 | 2 | -2 | -10.53% | 19 | 12 | 3 | | | | P,M,VP,SC | 4 | | |
| 135213 | St John | 06/20/2018 | Active | 27 | 0 | 0 | 0 | 0.00% | 27 | | 5 | | None | N | P | 2 | | \$1,556.00 |
| 37905 | ST KITTS L C | 12/04/1979 | Active | 34 | 0 | 0 | 0 | 0.00% | 34 | | 0 | | | N | VP | 0 | | \$6,081.00 |
| 53364 | ST MICHAEL Exc Award (06/30/2023) | 06/23/1992 | Active | 36 | 2 | 1 | 1 | 2.86% | 35 | 1 | 4 | | | N | | 3 | | \$1,820.00 |
| 30732 | ST THOMAS | 05/22/1975 | Active | 29 | 6 | 0 | 6 | 26.09% | 23 | | 4 | | | N | | 1 | | |
| 52988 | ST THOMAS EAST END | 04/27/1992 | Active | 16 | 0 | 3 | -3 | -15.79% | 20 | 9 | 5 | | | N | VP | 4 | | \$1,300.00 |
| 42665 | ST THOMAS EAST ST THOMAS | 05/31/1983 | Active | 18 | 5 | 6 | -1 | -5.26% | 19 | 21 | 3 | | | N | SC | 3 | | \$155.00 |
| 36136 | ST VINCENT SOUTH L C Exc Award (06/30/2023) | 10/09/1978 | Active | 32 | 1 | 1 | 0 | 0.00% | 32 | 0 | 0 | | 2 | R | SC | 0 | | \$10.00 |



Club Health Assessment for District 60 B through March 2025

| | | | | | Membership | | | | | | | | | | Reports | | | | Finance | | LCIF |
|---------------------------|--|---------------------------|---|-----------------------------|-----------------------------|-------------------|---------------------|------------------|---|-------------------------------|--|-------------------------------------|------------------------------------|----------------------------------|-------------------------------|---|--|-----------------------------------|----------------------------------|--|------|
| Club Number | Club Name | Charter Date | | | Current Member Count | YTD Members Added | YTD Members Dropped | YTD Net Growth | YTD Net Growth% | Member Count 12 Months Ago | Avg. length of service for dropped members | Months Since Last MMR *** | Yrs. Since Last Officer Report | President Rotation | Vice President Reported **** | Months Since Last Activity Report *** | Account Balance | Donations for current Fiscal Year | | | |
| | | | | | | | | | | | | | | | | | | | | | |
| | | | Number of times on status quo within last two years | | If below 15 members appears | | | | If net loss is greater than 20% appears | | | If no report in 3 months appears in | When more than one year appears in | Number of repeat terms | | Notes the officers that do not have an active | If no report at 12 months appears in red | | | | |
| 18066 | TORTOLA | 04/27/1972 | Active | | 71 | 3 | 2 | 1 | 1.43% | 79 | 3 | 0 | | | N | 4 | 90+ Days | \$250.00 | | | |
| | Exc Award (06/30/2022, 06/30/2023, 06/30/2024) | | | | | | | | | | | | | | | | | | | | |
| 64432 | UNION ISLAND | 06/06/2001 | Status Quo(1) | | 21 | 0 | 0 | 0 | 0.00% | 22 | | 9 | | 2 | N | 8 | 90+ Days | \$60.00 | | | |
| | Exc Award (06/30/2021, 06/30/2022, 06/30/2023, 06/30/2024) | | | | | | | | | | | | | | SC | | | | | | |
| 53320 | VALLEY SOUND | 06/15/1992 | Active | | 31 | 4 | 0 | 4 | 14.81% | 29 | | 8 | | | N | 1 | | \$180.00 | | | |
| | Exc Award (06/30/2021, 06/30/2022, 06/30/2023, 06/30/2024) | | | | | | | | | | | | | | | | | | | | |
| 29297 | VIEUX FORT | 05/09/1974 | Active(1) | | 30 | 0 | 0 | 0 | 0.00% | 30 | | 2 | | | R | 2 | 90+ Days | \$100.00 | | | |
| Current Total Clubs Count | YTD New Clubs Count | YTD Cancelled Clubs Count | YTD Net Club Gain | Current Total Members Count | YTD Add | YTD Drop | YTD Net Growth | YTD Net Growth % | Member Count 12 Months Ago | Average Member Count Per Club | % of Clubs with less than 20 members | % No MMR in 3 Months | % No Officer Report in 12 Months | % of Clubs with balance 90+ days | Number of Clubs in Status Quo | % Status Quo Clubs in Financial Suspension | Number of Cancelled Clubs | Average Cancelled Club Age | Members Lost Due to Cancellation | % of Clubs Cancelled for Non-Financial Reasons | |
| 58 | 0 | 0 | 0 | 1,965 | 101 | 97 | 4 | 0.20% | 2,000 | 34 | 21% | 52% | 2% | 22% | 2 | 0% | 0 | 0 | 0 | 0% | |

* - P - Priority Club. Cancellation Reasons: 1-Objectives/conduct, 2-Non-active club, 5-Non-existing club, 6-Disbanding, 7-Merger, 8-Financial Suspension, 9-District/Multiple District Dues.

** - Abbreviation: P-President, S-Secretary, T-Treasurer, M-Member Chairperson, VP-First Vice President, MC-Communications Chairperson, SC-Service Chairperson

*** - Abbreviation: N/R - Never reported using the Lions Clubs website, N/A - Not applicable, No password registered for the Lions Clubs website.

**** - Abbreviation: N - New, IP - Immediate Past, R - Repeat.